

# Car-Jack-King

**Marty Kane**

**Ryan:** I am a huge fan of Marty's magic and I'm happy he was generous enough to share this excellent routine.

It is entirely impromptu and the wordplay story makes this entertaining for laymen.

Marty tells me the mechanics are based on Martii Siren's Off Center Bottom to Top Principle from *Mathematical Card Tricks: 52 New Effects* written by Colm Mulcahy. If you are not familiar with this amazing self-working principle, get ready to fool yourself.



Fan the faces of a deck to yourself and remove the King of Diamonds and the Jack of Diamonds. Square the spread.

Table the King of Diamonds face down just left of center and the Jack of Diamonds face down just right of center.

Hand the face-down deck to the spectator.

*"Please shuffle the deck, table it, and then cut it into two almost equal portions."*

When that's done, say, *"Good work! We'll use our imagination for a story."*

Point to the larger pile. *"Imagine this pile is a jewelry store."* Pick up the larger pile and fan it faces to the spectator.

*"Please go shopping and remove a diamond spot card which you'll imagine is a diamond ring."* Have the selection removed.

*"Its numeric value represents the number of diamonds on your ring."* Square the spread. Table the pile face down near you. Point to the smaller pile.


*"Now imagine this is your car parked outside the store. Imagine it's a red (or blue, depending on your deck color) convertible. Pick up that pile."*

*"You toss the ring on the front seat of your car, so please drop your ring on top. Thanks. As soon as you drive off, there's a burst of wind that shifts the position of the ring."* Double Cut the top card to the bottom. Table the pile just to the right of the Jack of Diamonds, forming a three-pile row.

*"You stop at the first traffic light to find the ring. Unfortunately two bandits suddenly show up to commit a car (point to the car) ... jack (turn the Jack of Diamonds face up)...king (turn the King of Diamonds face up)!"*


The next part is optional. It is an amusing bit of by-play for the audience and provides a small red herring for them to think about.

Place the King onto the Jack. Pick up the pair at their inner ends with right thumb above and right fingers below. The left fingers press down on the outer end of the pile while the left thumb pulls up the inner end of the pile. Riffle off the cards slowly as you spread the pair held by your right fingers widely. **(Photo 37.)**



37


Insert the bottommost card of the pair halfway into the riffling pile, allowing a card to land atop it. (**Photo 38.**)



38


Stop the riffling and slide the upper card of the pair with your thumb to sandwich the riffled-off card. Your patter during this is, *"They jump into your car and grab your ring."*

*"Then they try to grab your steering wheel."* Pull the trio out the inner end of the pile and briefly touch it on top of the pile after the left thumb releases its grip. (**Photo 39.**)




39

*“Fortunately an approaching police car turns on its siren. The bandits jump out, toss your ring back so they’re not caught with any evidence, and flee.”* During this patter, lift the upper half of the pile at its inner end with the left thumb, insert the trio, drop the upper half, and withdraw just the Jack and King. **(Photo 40 and Photo 41.)**



40



41

Say, *"They get into their Camaro and speed away,"* as you turn the pair face down, drop them onto the larger pile and slide that pile out of play.

*"The policeman parks. Taking a report, he asks for a description of a bandit. Pick up the pile and spell one of their names aloud, dealing one card for each letter to form a single pile. Drop any remaining cards on top when you're done."*

*"Good job. Now he asks for a description of the ring. Please pick up the pile and silently spell out its name, dealing one card for each letter like before."*

*"Nicely done. Now he asks for a description of the other bandit. Please pick up the pile and spell his name aloud, dealing one card for each letter like before."*

When he's done, say, *"Perfect. Let's review. You freely chose a ring whose number of diamonds couldn't have been predicted. You chose a car whose exact size couldn't have been predicted - it could have been a Volkswagen or a Cadillac. The ring was lost in your **car** which underwent an attempted **car-jack-king**, or more literally, an attempted*

*card-jack-king. A report was filed in which you spelled your ring with the unpredictable number of diamonds as well as the names of the bandits. In so doing, you mixed and cut three times. As a result, your car is quite messy at this point."*

*"Please snap your fingers over your car. Presto! Suddenly you and the policeman notice something lying on top of your fuzzy dice. Please turn over the top card."*

The top card is turned over to reveal the selection.

*"A story with a happy ending."*